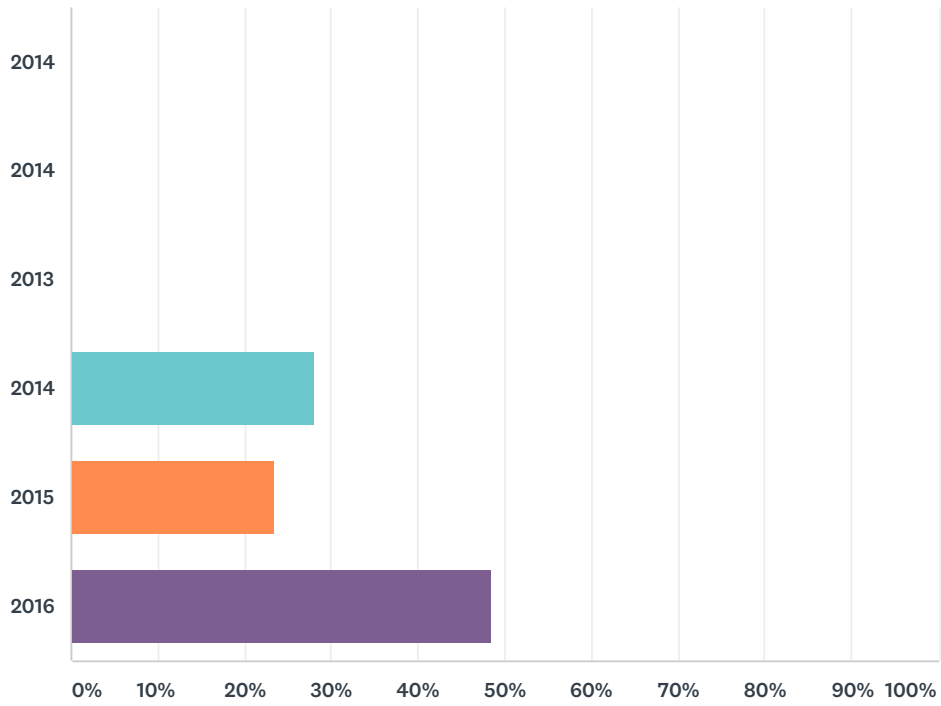


Q1 In which year did you qualify?

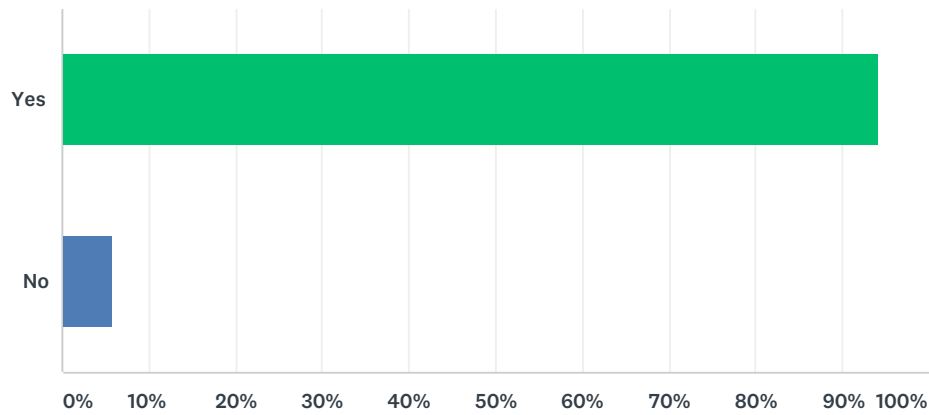
Answered: 68 Skipped: 0



ANSWER CHOICES	RESPONSES	
2014	0.00%	0
2014	0.00%	0
2013	0.00%	0
2014	27.94%	19
2015	23.53%	16
2016	48.53%	33
TOTAL		68

Q2 Have you managed to get any paid work since qualifying (if no, please go to question 11)

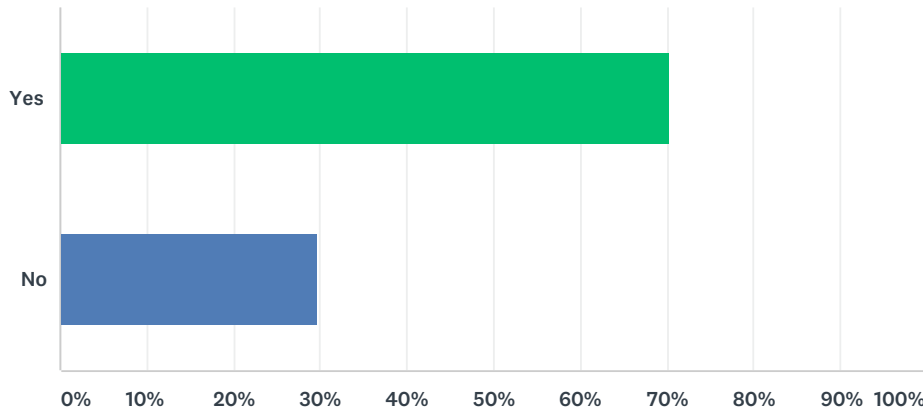
Answered: 68 Skipped: 0



ANSWER CHOICES	RESPONSES	
Yes	94.12%	64
No	5.88%	4
TOTAL		68

Q3 Is this as an Art Therapist? (If yes, please go to question 6)

Answered: 64 Skipped: 4



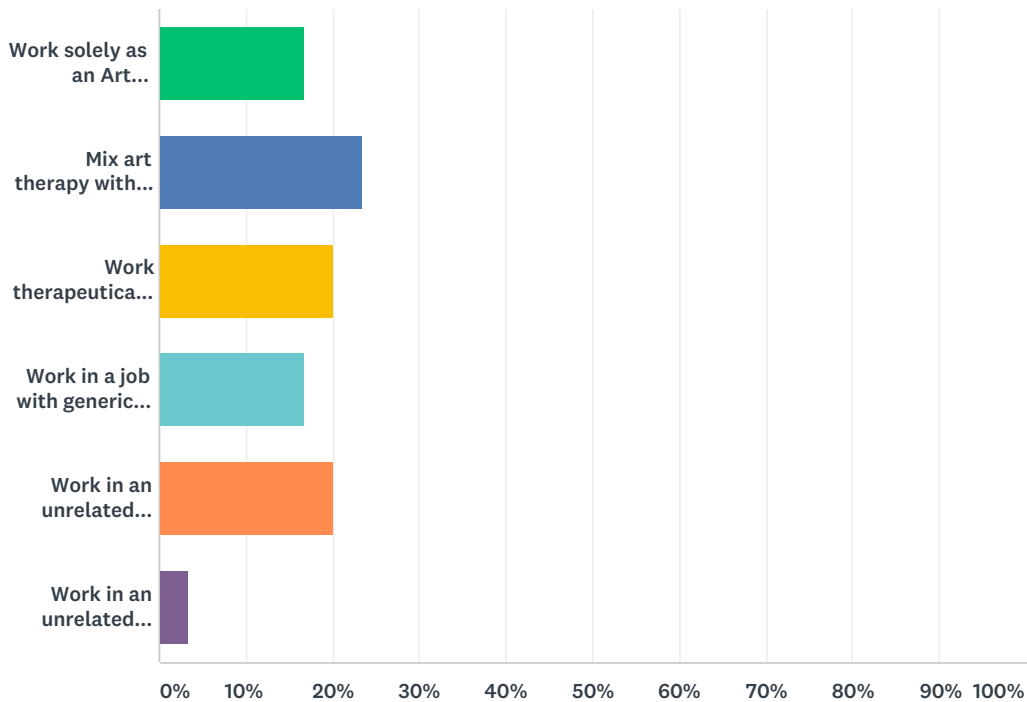
ANSWER CHOICES	RESPONSES	
Yes	70.31%	45
No	29.69%	19
TOTAL		64

Q4 If no to question 3, please specify which job title you are currently employed as or were employed as post qualification

Answered: 25 Skipped: 43

Q5 If you answered no to question 3, as part of your job role, do you or did you: (please tick appropriate box or boxes and go to question 7)

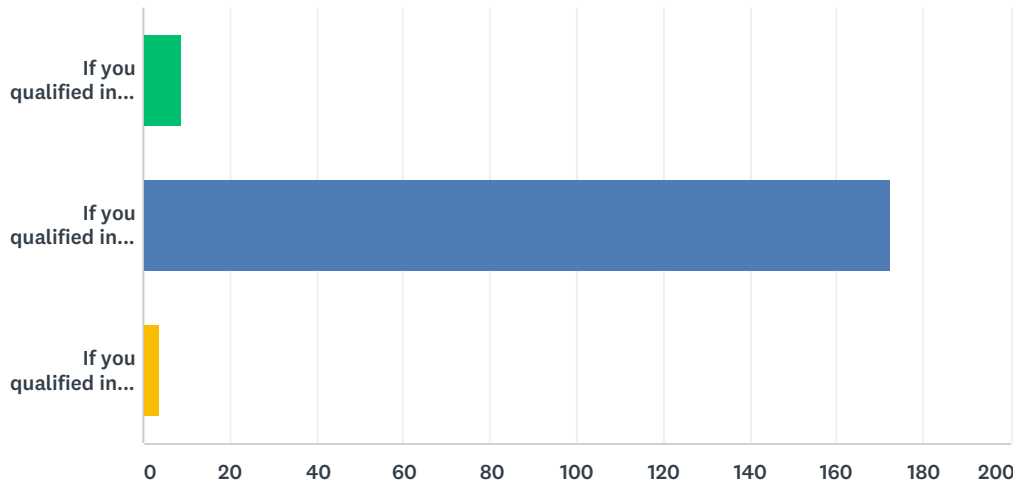
Answered: 30 Skipped: 38



ANSWER CHOICES	RESPONSES	
Work solely as an Art Therapist?	16.67%	5
Mix art therapy with other approaches but your job is mostly art therapy	23.33%	7
Work therapeutically with art as part of your role but do not consider it to be Art Therapy?	20.00%	6
Work in a job with generic title and role but also provide art therapy?	16.67%	5
Work in an unrelated profession however the skills and knowledge acquired from your training course has proven useful?	20.00%	6
Work in an unrelated profession. Eg administrator?	3.33%	1
TOTAL		30

Q6 If yes to question 3, how long did it take you to find employment as an Art Therapist? (please give your answer in months from qualification and go to question 8)

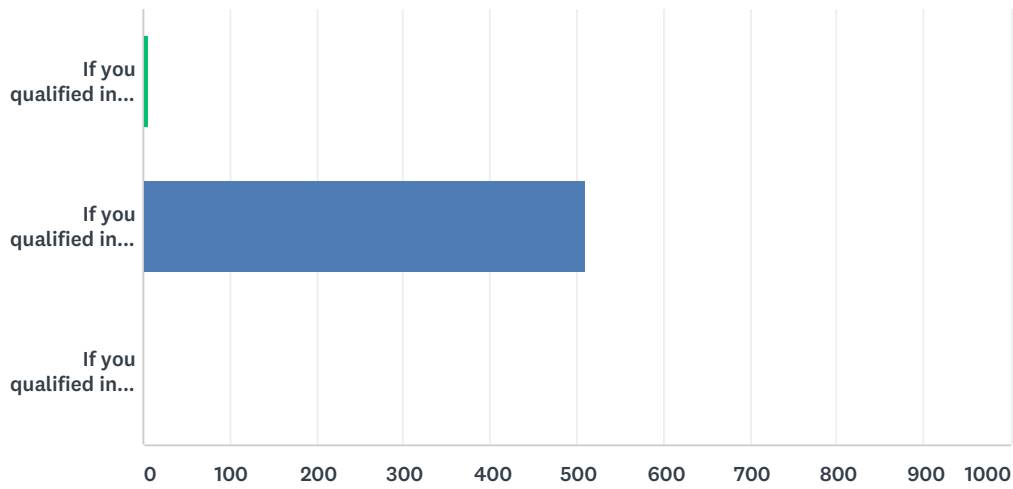
Answered: 46 Skipped: 22



ANSWER CHOICES	AVERAGE NUMBER	TOTAL NUMBER	RESPONSES
If you qualified in 2014	9	106	12
If you qualified in 2015	173	2,070	12
If you qualified in 2016	4	86	22
Total Respondents: 46			

Q7 If no to question 3, how long did it take you find employment? (please answer in months)

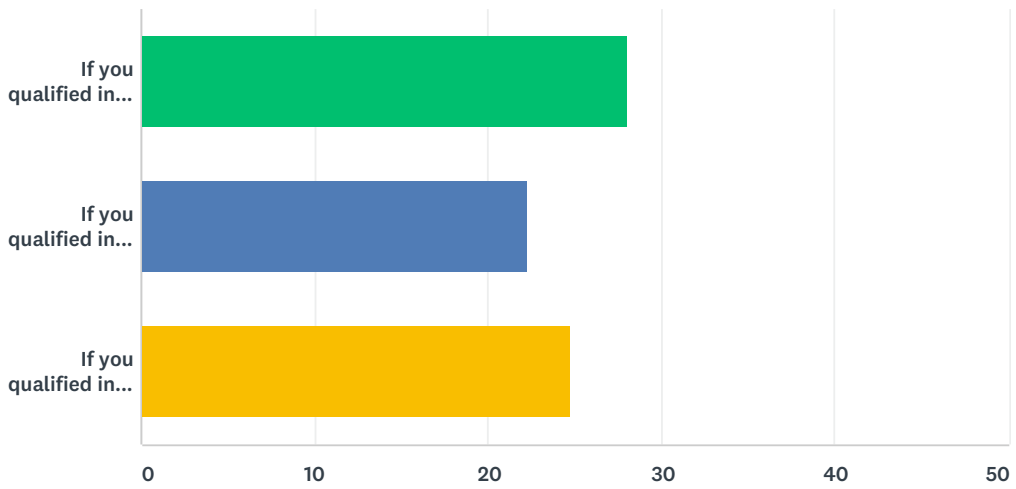
Answered: 24 Skipped: 44



ANSWER CHOICES	AVERAGE NUMBER	TOTAL NUMBER	RESPONSES
If you qualified in 2014	7	46	7
If you qualified in 2015	510	2,040	4
If you qualified in 2016	3	38	13
Total Respondents: 24			

Q8 How many hours per week are you working? (either as an Art Therapist or other job title)

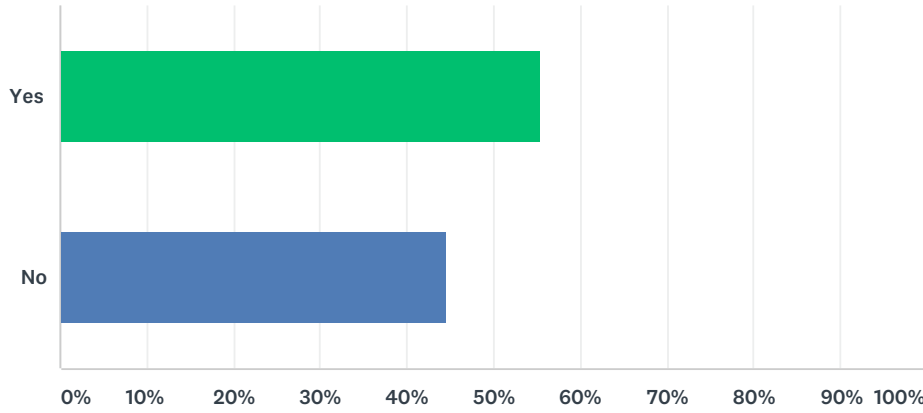
Answered: 63 Skipped: 5



ANSWER CHOICES	AVERAGE NUMBER	TOTAL NUMBER	RESPONSES
If you qualified in 2014	28	477	17
If you qualified in 2015	22	334	15
If you qualified in 2016	25	767	31
Total Respondents: 63			

Q9 Do you have several part time posts?

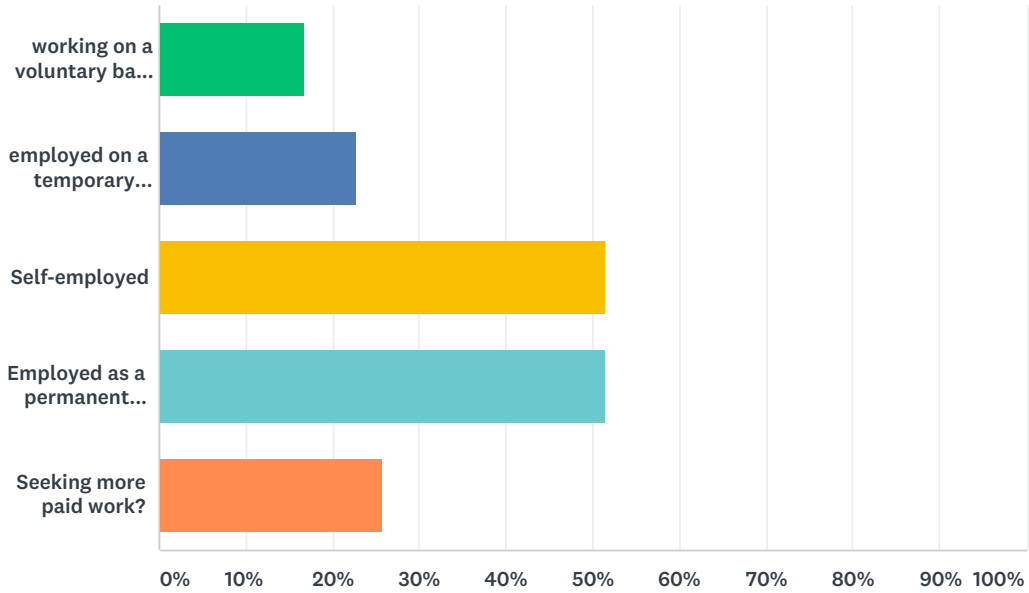
Answered: 65 Skipped: 3



ANSWER CHOICES	RESPONSES	
Yes	55.38%	36
No	44.62%	29
Total Respondents: 65		

Q10 Are you?

Answered: 66 Skipped: 2



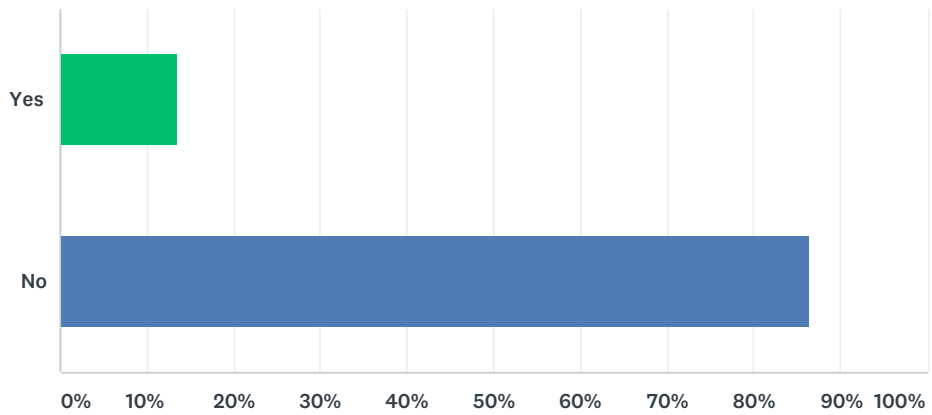
ANSWER CHOICES	RESPONSES	
working on a voluntary basis (including Honorary Art Therapist posts)	16.67%	11
employed on a temporary contract	22.73%	15
Self-employed	51.52%	34
Employed as a permanent staff?	51.52%	34
Seeking more paid work?	25.76%	17
Total Respondents: 66		

Q11 If you are still unemployed, please tell us about your experiences of seeking work (eg. number of interviews, skills which you feel you would need etc)

Answered: 4 Skipped: 64

Q12 Are you a member of Unite or any other Trade Unions? Please specify

Answered: 66 Skipped: 2



ANSWER CHOICES	RESPONSES	
Yes	13.64%	9
No	86.36%	57
Total Respondents: 66		

Q13 Please add any comments which you feel would be useful for BAAT to know about your experience of seeking employment.

Answered: 31 Skipped: 37