




## Survey: Survey of Newly Qualified Art Therapists

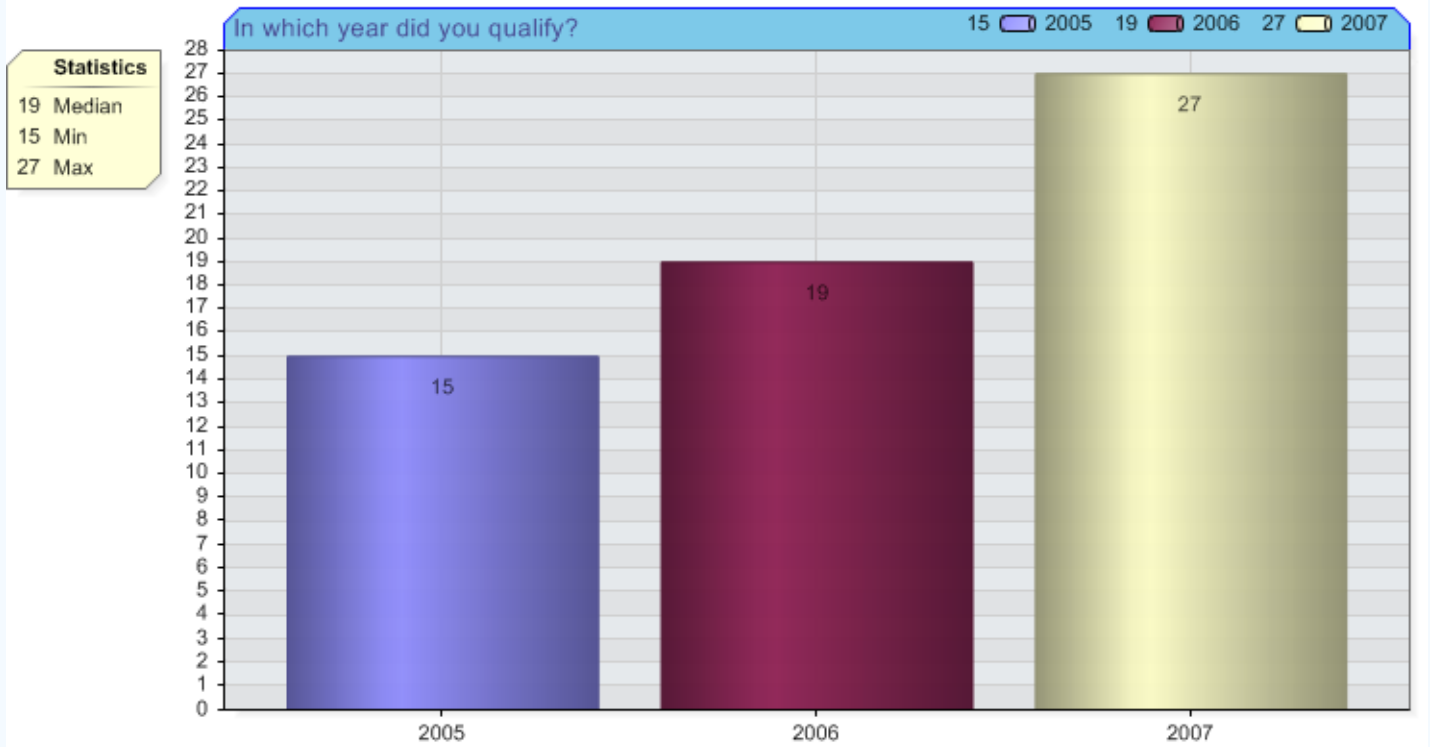
## Report: Default Report

Survey Status		Respondent Statistics		Points Summary:
Status:	Closed	Total Responses:	61	No Points Questions used in this survey.
Deploy Date:	04/02/2008	Completes:	61	
Closed Date:	04/29/2008	Partials:	0	



[Convert to PDF](#)  
[Email PDF](#)  
[Export to Excel](#)

## 1. In which year did you qualify?

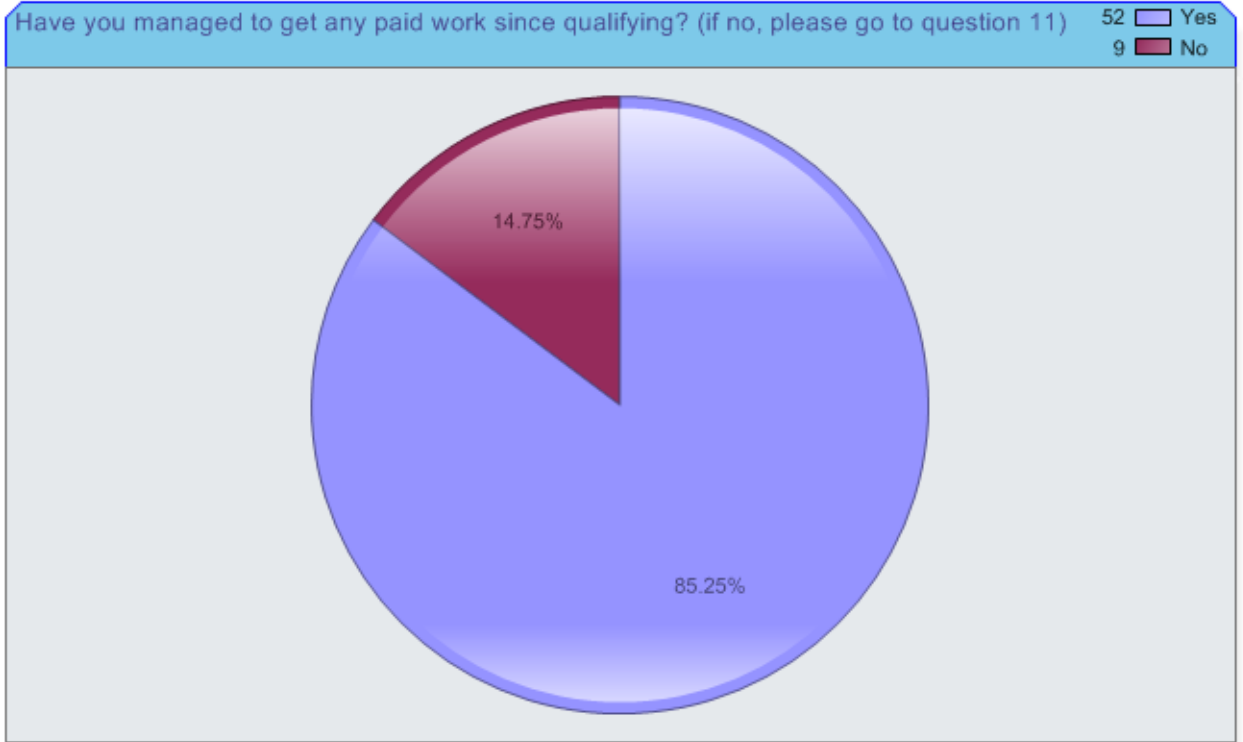
	Responses	Percent
2005: 	15	24.59%
2006: 	19	31.15%
2007: 	27	44.26%
Total Responded to this question:		61 100%
Total who skipped this question:		0 0%
Total:		61 100%





2. Have you managed to get any paid work since qualifying? (if no, please go to question 11)

	Responses	Percent
Yes: 	52	85.25%
No: 	9	14.75%
Total Responded to this question:	61	100%
Total who skipped this question:	0	0%
Total:	61	100%

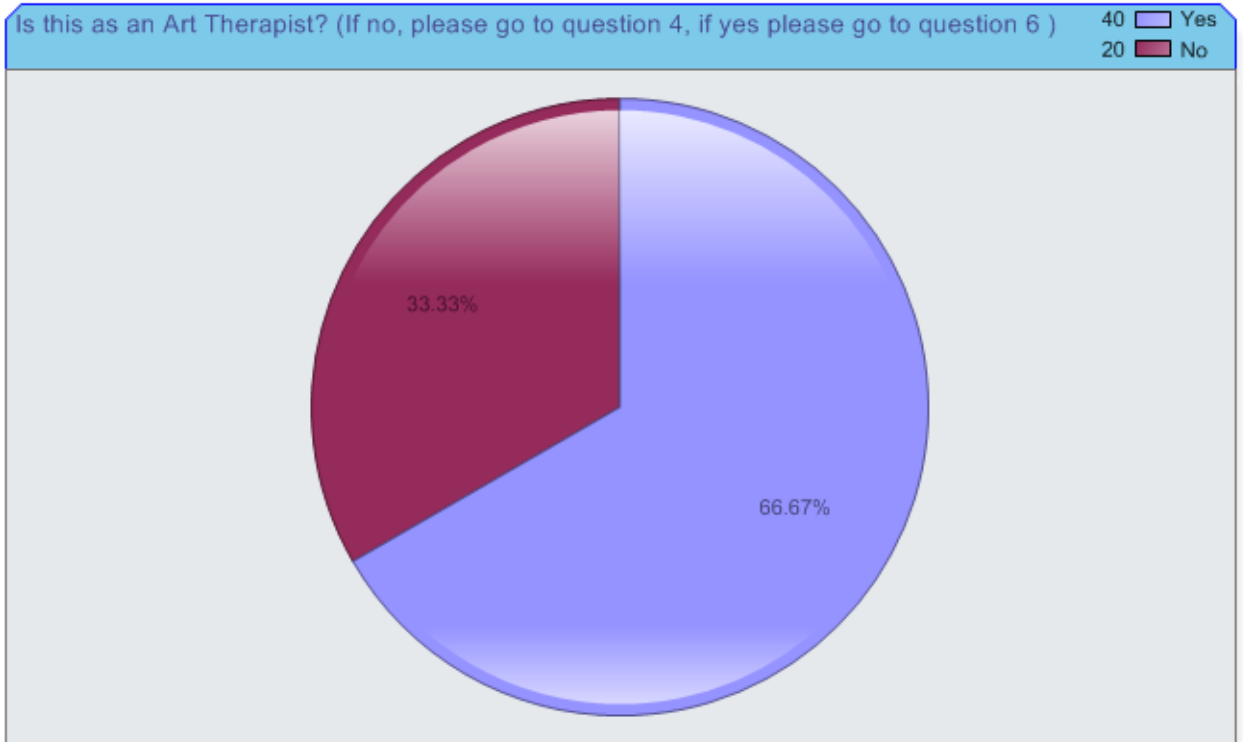
**Statistics**  
9 Min  
52 Max



3. Is this as an Art Therapist? (If no, please go to question 4, if yes please go to question 6 )

	Responses	Percent
Yes: 	40	66.67%
No: 	20	33.33%
Total Responded to this question:	60	98.36%
Total who skipped this question:	1	1.64%
Total:	61	100%

**Statistics**  
20 Min  
40 Max









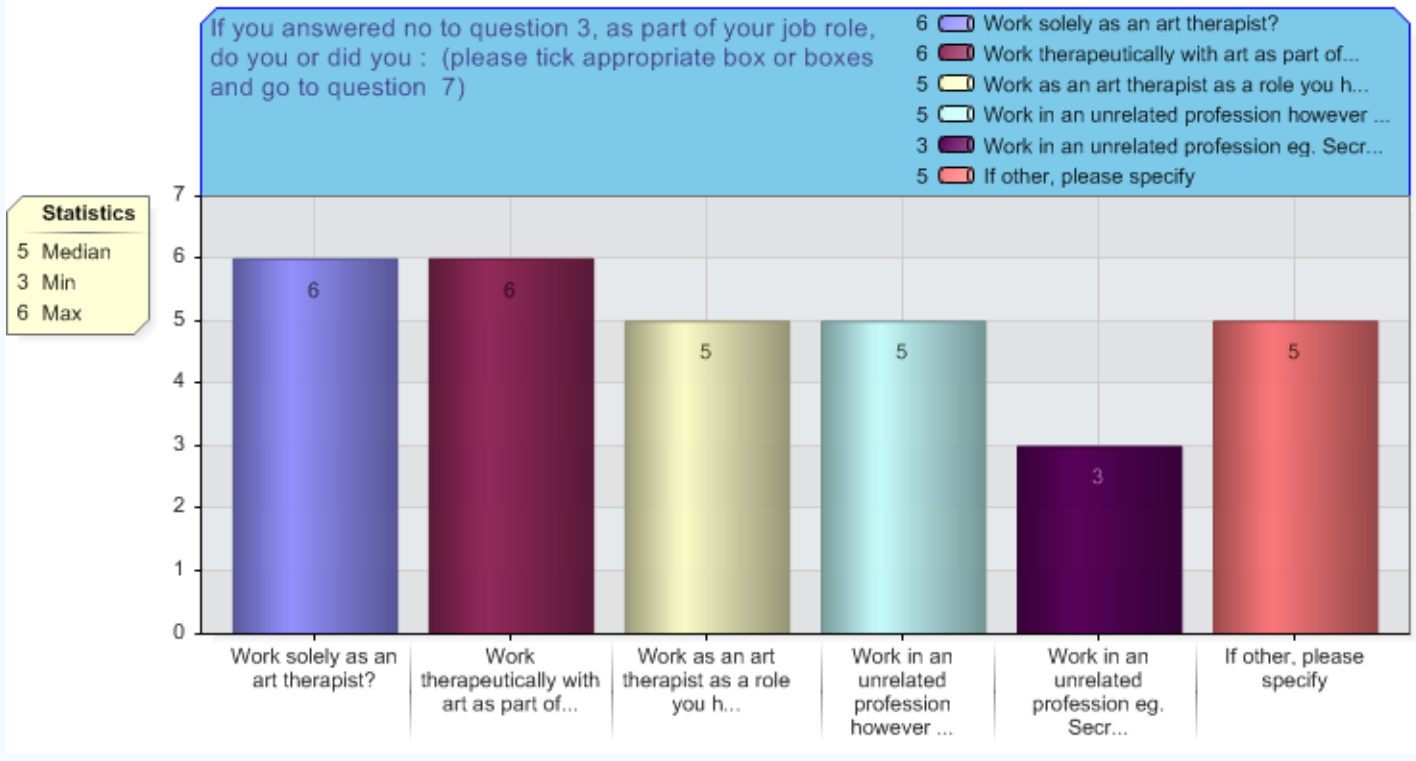
4. If no to question 3, please specify which job title you are currently employed as or were employed as post qualification.

	Responses	Percent
Responses: <input type="text"/>	23	100%
Total Responded to this question:	23	37.7%
Total who skipped this question:	38	62.3%
Total:	61	100%

Graph/Chart function not relevant for this question type.

5. If you answered no to question 3, as part of your job role, do you or did you : (please tick appropriate box or boxes and go to question 7)

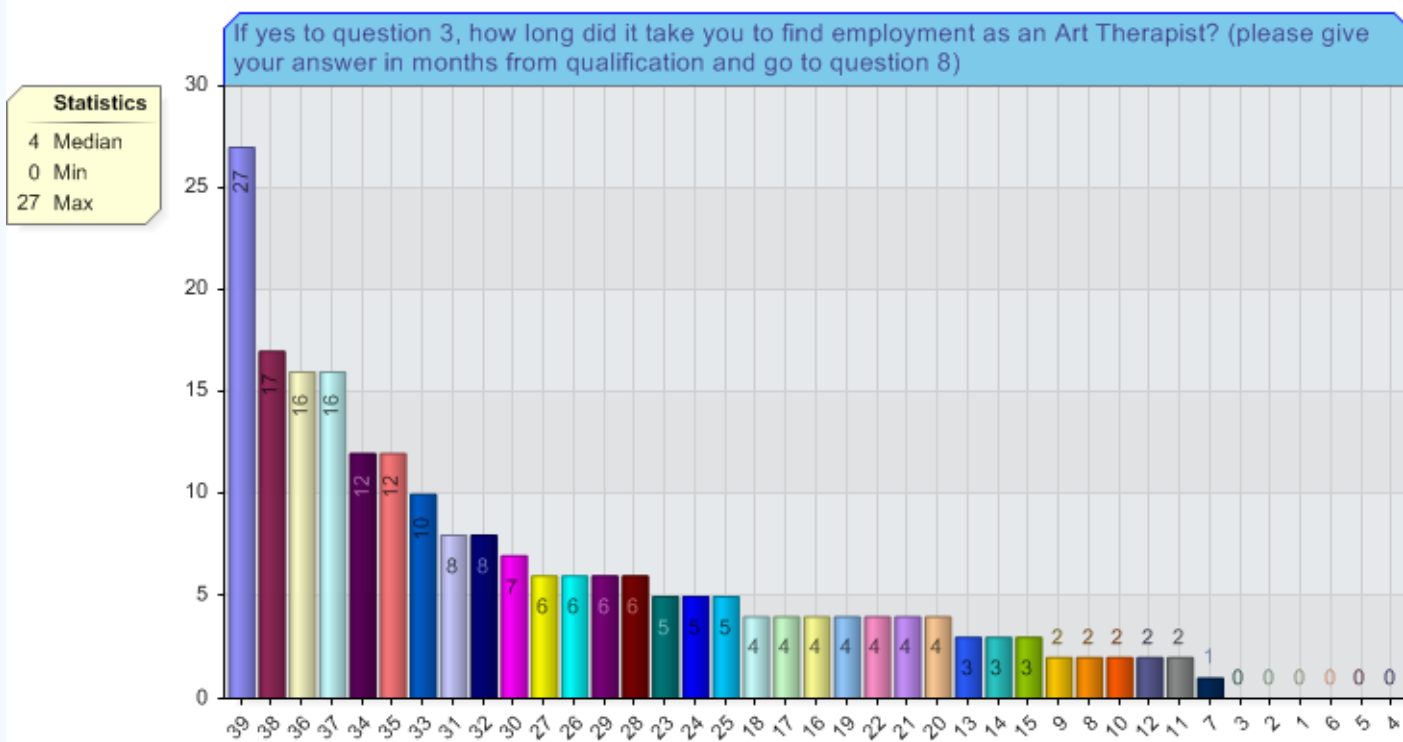
	Responses	Percent
Work solely as an art therapist?: 	6	30%
Work therapeutically with art as part of your role but do not consider it to be Art Therapy?: 	6	30%
Work as an art therapist as a role you have introduced however your job title and role is generic?: 	5	25%
Work in an unrelated profession however the skills and knowledge acquired from your training course has proven useful?: 	5	25%
Work in an unrelated profession eg. Secretary. Please complete "if other" profession box below: 	3	15%
If other, please specify : 	5	25%
Total Responded to this question:	20	32.79%
Total who skipped this question:	41	67.21%
Total:	61	100%



6. If yes to question 3, how long did it take you to find employment as an Art Therapist? (please give your answer in months from qualification and go to question 8)

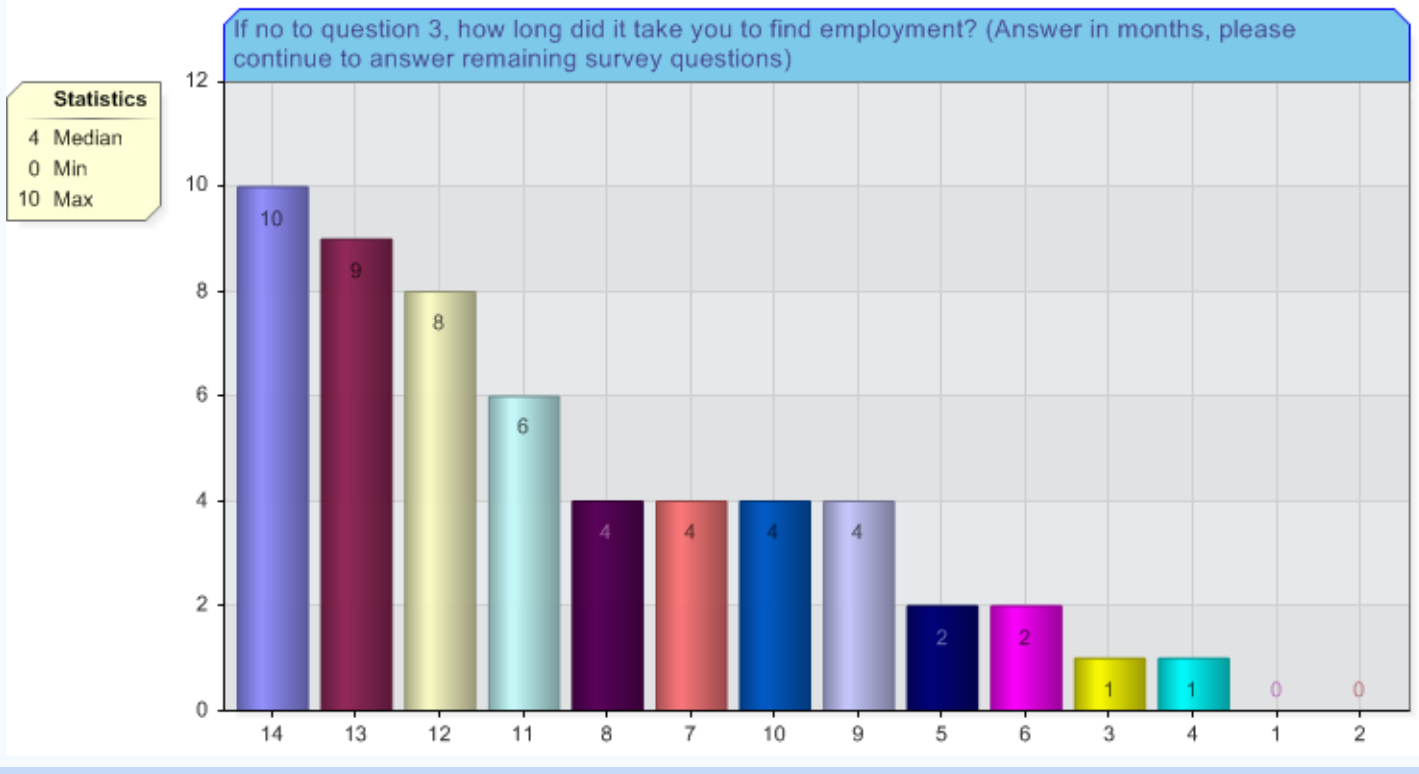
	Value
Highest:	27.00
Lowest:	0
Average:	5.64
Median:	4.00

Total Responded to this question:	39	63.93%
Total who skipped this question:	22	36.07%
Total:	61	100%



7. If no to question 3, how long did it take you to find employment? (Answer in months, please continue to answer remaining survey questions)

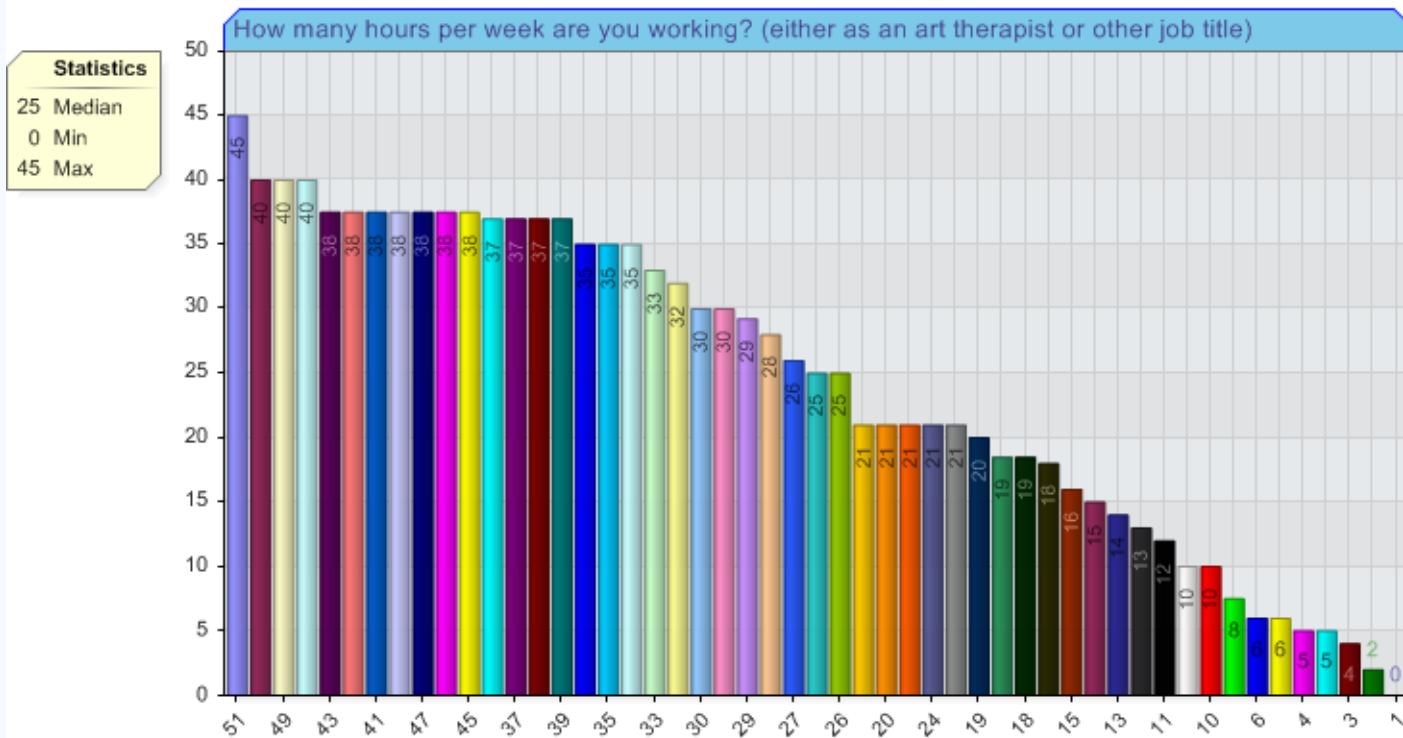
	Value	
Highest:	10.00	
Lowest:	0	
Average:	3.93	
Median:	4.00	
Total Responded to this question:	14	22.95%
Total who skipped this question:	47	77.05%
Total:	61	100%







8. How many hours per week are you working? (either as an art therapist or other job title)

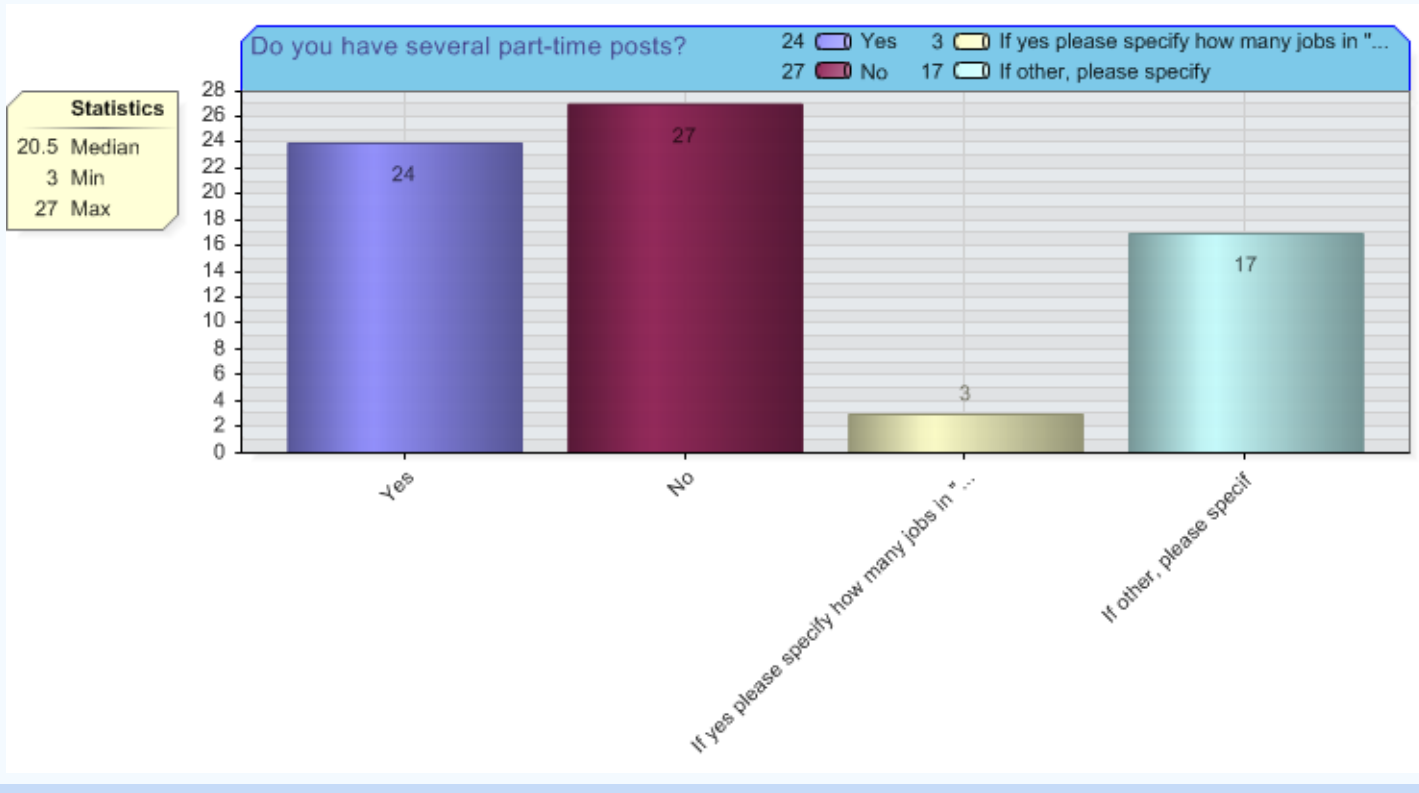
	Value
Highest:	45.00
Lowest:	0
Average:	24.40
Median:	25.00

Total Responded to this question:	51	83.61%
Total who skipped this question:	10	16.39%
Total:	61	100%






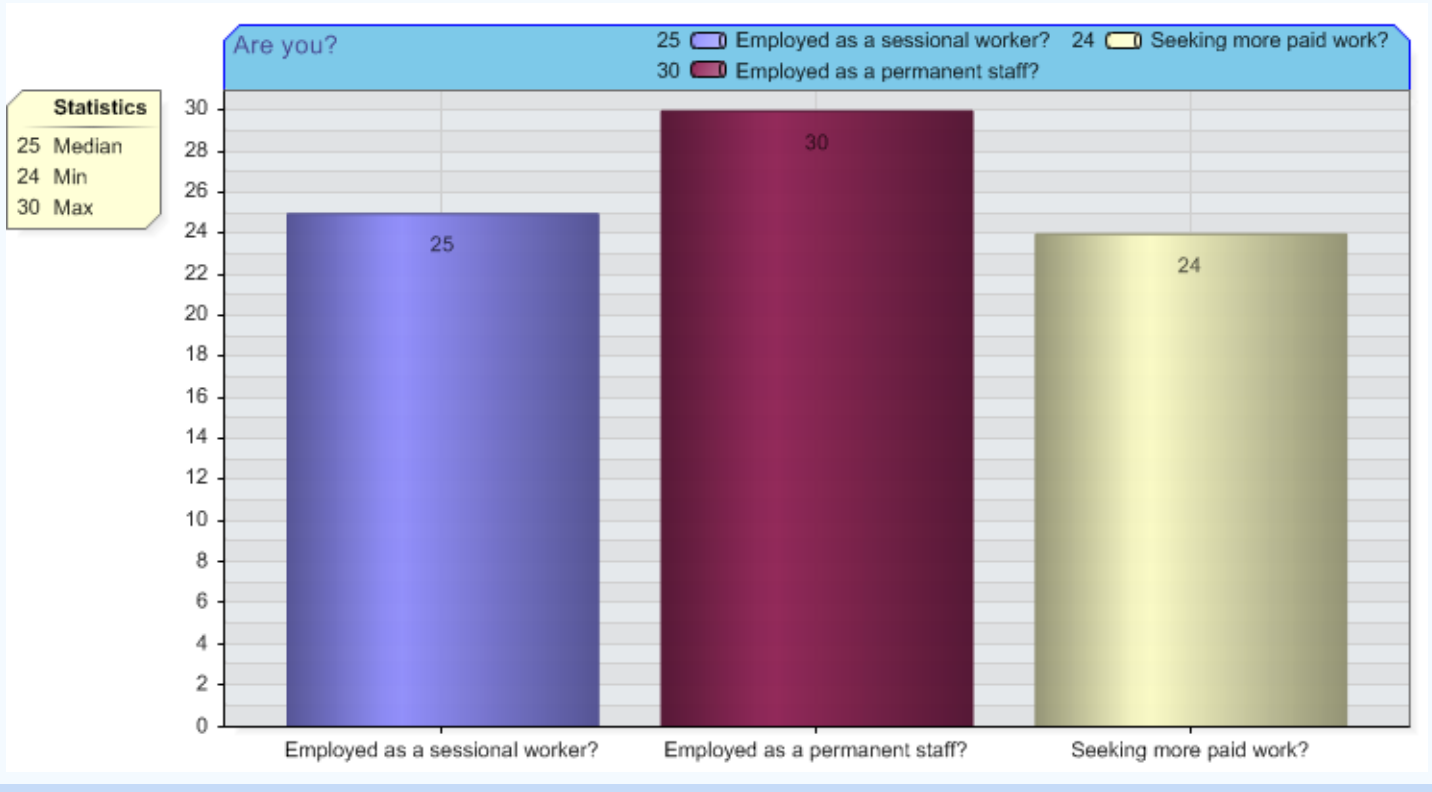
9. Do you have several part-time posts?

	Responses	Percent
Yes: 	24	47.06%
No: 	27	52.94%
If yes please specify how many jobs in "If other" below: 	3	5.88%
If other, please specify : 	17	33%
Total Responded to this question:	51	83.61%
Total who skipped this question:	10	16.39%
Total:	61	100%




10. Are you?

	Responses	Percent
Employed as a sessional worker?: 	25	48.08%
Employed as a permanent staff?: 	30	57.69%
Seeking more paid work?: 	24	46.15%
Total Responded to this question:	52	85.25%
Total who skipped this question:	9	14.75%
Total:	61	100%






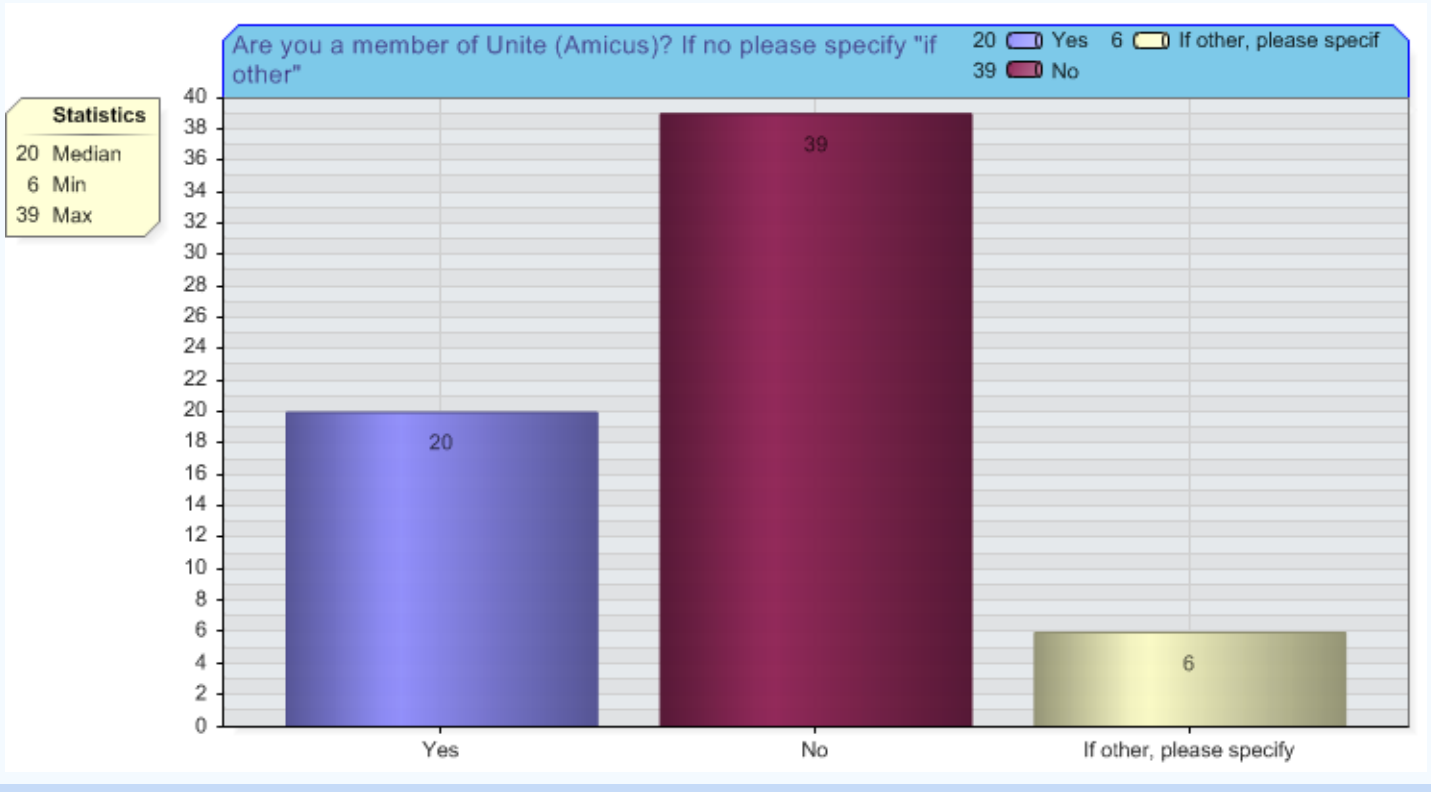
11. If you are still unemployed, please tell us about your experience of seeking work (ie: Number of interviews, skills which you feel you would need, etc.)

	Responses	Percent
Responses: 	12	100%
Total Responded to this question:	12	19.67%
Total who skipped this question:	49	80.33%
Total:	61	100%


Graph/Chart function not relevant for this question type.

12. Are you a member of Unite (Amicus)? If no please specify "if other"

	Responses	Percent
Yes: 	20	33.33%
No: 	39	65%
If other, please specify : 	6	10%
Total Responded to this question:	60	98.36%
Total who skipped this question:	1	1.64%
Total:	61	100%



13. Please add any comments which you feel would be useful for Unite (Amicus) and BAAT to know about your experience.

	Responses	Percent
Responses: 	40	100%
Total Responded to this question:	40	65.57%
Total who skipped this question:	21	34.43%
Total:	61	100%

Graph/Chart function not relevant for this question type.